

Live Auger String

Safety Alert No: 53 Date: 17th September 2018

While changing 2 sections of auger flight, the extension bar became unlocked and fell six meters hitting the top off the quill and shearing two auger pins, two 6.0m flights of 350mm diameter auger fell to the ground weighing approx. 1000kg.

An exclusion was in place and nobody was injured.



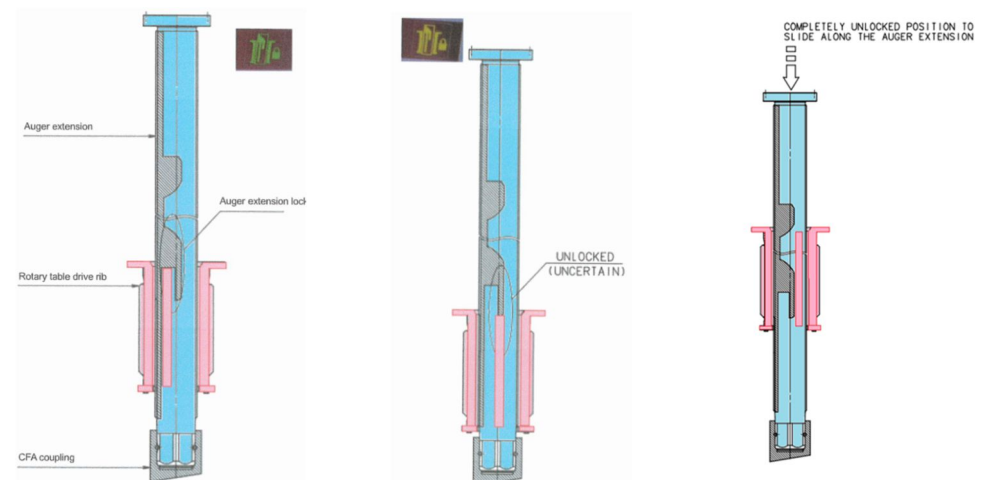
The investigation found that the extension bar hadn't been locked in to the keys in the quill correctly, but had been lifted on the edge of the keys.

The problem was the technique of locking the extension bar was done by rig driver's interpretation. There was no electronic aid in the cab.



Rig Operators Safety Procedure

When connecting augers to an auger string the rig driver will always connect the couplings by forward spinning the auger to line up the pin holes at **NO TIME WILL THE HEAD BE BACK SPUN.**



Safety Alert


Live Auger String

Safety Alert No: 53 Date: 17th September 2018

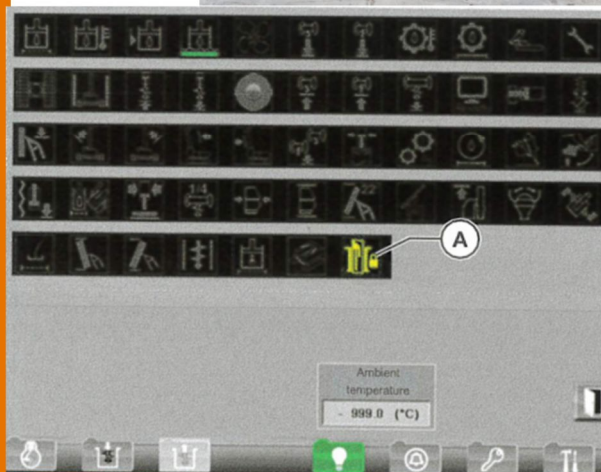
Rig Operators Aid:

Soilmec Ltd designed a micro switch with a trigger mechanism to be fitted to the reaction bar and a icon on the DMS computer system

Safety Alert



the sleeve is in the correct lower position and the microswitch is triggered



microswitch not triggered